



ASBK.COM.AU f t i y

## Round 7 : Phillip Island GP Circuit : October 6 - 8

### HORSELL CONSULTING AUSTRALIAN SIDECAR CHAMPIONSHIP

#### Race 1

Date: 07/10/17  
 Event: R04  
 Weather: Mostly cloudy - 20.6C  
 Track: Dry - Temp: 34.7C

Started at: 16:20:24  
 Laps: 8  
 Starters: 16  
 Printed at: 16:43

#### PROVISIONAL CLASSIFICATION


Pos	No	Name	Class	Machine	Laps	Race Time	Behind	Fastest Lap	On Lap	Top Speed
1	82	Dave BOUGHEN / Lok O'KANE (QLD)	F1	Suzuki GSXR	8	14:14.524		1:45.207	5	228
2	55	Duncan ROGERS / Rodney BELL (VIC) / Ashburton Service Ctr / Abacus / Affordable Plumbing / DeWith M-sport	F1	LCR GSXR	8	14:17.917	3.393	1:45.883	3	242
3	4	Bruce COLLINS / Peter DEANGELIS (VIC) / Breeze Logistics Australia / Peter DeAngelis	F2	LCR 600	8	14:46.079	31.555	1:49.347	5	223
4	27	Howard FORD / Lee MENZIES (NSW) / B Beard Concreting / California Custom Prod. / Lindsay Donai M-cycles	F1	Suzuki GSXR	8	14:46.348	31.824	1:48.934	2	210
5	888	Beau BEATON / Noel BEARE (NSW/VIC) / KH Equipment		Irving Vincent	8	14:47.730	33.206	1:48.833	3	216
6	54	Mick ALTON / Chrissie CLANCY (NSW) / J & C Contracting / DeWith M-sport	F2	Suzuki LCR	8	14:56.203	41.679	1:48.897	3	217
7	22	Matthew McKINNON / Brad GORRIE (NSW) / Matty's Spoke Wheels / PC's	F2	Suzuki Peterbuilt	8	15:13.443	58.919	1:52.614	3	203
8	16	Darryl RAYNER / Wendy CAMPBELL (NSW)	F2	Shelbourne CBR RR	8	15:22.266	1:07.742	1:53.441	5	216
9	5	Richard GOODALE / Scott GOODALE (QLD)	F2	Shelbourne	8	15:22.382	1:07.858	1:52.775	8	214
10	38	John CLANCY / Warren GRUBB (VIC) / Golden Age Homes	F2	Suzuki LCR	8	15:22.652	1:08.128	1:53.332	5	212
11	26	Patrick CLANCY / Steve BONNEY (VIC) / Alton Racing	F2	Shellbourne Honda	8	15:49.124	1:34.600	1:54.863	7	213
12	80	Damien EDIS / Melissa FOOT (VIC)	F2	Suzuki Random	8	15:54.870	1:40.346	1:54.510	7	207
13	331	Trevor NORRSTROM / Amanda WILLIAMS (VIC) / Dean Laws Signs Cobram	F1	Elvin GSXR	7	14:57.970	1 Lap	2:05.148	5	185
14	18	Simon REYNOLDS / Kathryn WARNE (NSW) / Chromaluxe / Custom Wiring & Assem. / Cheveux by Laura / RR Timers	F2	Yamaha YZFR	7	15:01.702	1 Lap	2:03.860	2	195
15	65	Darryl McLEOD / Paul MATTHEWS (WA) / Turn-A-Part Engineering	F2	Suzuki GSXR	7	15:10.168	1 Lap	2:04.227	3	204
DNF	15	Jeff BROWN / Darren SHELDRIK (NSW) / APW M-cycles / Motul Oils / RK Chains / DJS Tree Services / SDG Moto	F1	BME Suzuki GSXR	5	9:51.881	3 Laps	1:53.772	2	219


Fastest Lap was 1:45.207 by Dave BOUGHEN / Lok O'KANE (QLD)

Current race lap record for SCR class - 1:38.896 by Steve ABBOTT / Jamie BIGGS (UK) on a set on 13/11/05

\*\*\* Rider 80 (Damien EDIS / Melissa FOOT (VIC)) - 10 second penalty imposed by Clerk of Course for jumped start (wrong position) / Rider 54 (Mick ALTON / Chrissie CLANCY (NSW)) - 10 second penalty imposed by Clerk of Course for jumped start \*\*\*

The results are provisional until the end of the time limit for protests and appeals.

  
 Chief Time Keeper - Scott Laing

  
 Clerk of Course - Tom Williams



Computime Race Timing Systems Pty Ltd © 1996  
 Licensed to Computime Race Timing Systems

[www.computime.com.au](http://www.computime.com.au)

COMPUTIME RACE TIMING SYSTEMS PTY LTD





ASBK.COM.AU f t i y

# Round 7 : Phillip Island GP Circuit : October 6 - 8

## HORSELL CONSULTING AUSTRALIAN SIDECAR CHAMPIONSHIP

### Race 1

Date: 07/10/17  
 Event: R04  
 Weather: Mostly cloudy - 20.6C  
 Track: Dry - Temp: 34.7C

Started at: 16:20:24  
 Laps: 8  
 Starters: 16  
 Printed at: 16:43

### PROVISIONAL LAP TIMES

No	Name	Lap 1	Lap 2	Lap 3	Lap 4	Lap 5	Lap 6	Lap 7	Lap 8
4	Bruce COLLINS / Peter DEANGELIS (VIC)	1:56.964	1:49.351	1:49.557	1:49.733	<b>1:49.347</b>	1:49.810	1:51.247	1:50.070
5	Richard GOODALE / Scott GOODALE (QLD)	2:02.859	1:56.616	1:55.012	1:54.504	1:53.928	1:53.600	1:53.088	<b>1:52.775</b>
15	Jeff BROWN / Darren SHELDRIK (NSW)	2:04.620	<b>1:53.772</b>	1:59.531	1:56.921	1:57.037			
16	Darryl RAYNER / Wendy CAMPBELL (NSW)	2:02.963	1:54.201	1:54.071	1:54.912	<b>1:53.441</b>	1:53.811	1:54.406	1:54.461
18	Simon REYNOLDS / Kathryn WARNE (NSW)	2:17.579	<b>2:03.860</b>	2:11.923	2:06.587	2:07.703	2:07.685	2:06.365	
22	Matthew McKINNON / Brad GORRIE (NSW)	2:02.314	1:52.903	<b>1:52.614</b>	1:53.233	1:52.926	1:53.080	1:53.477	1:52.896
26	Patrick CLANCY / Steve BONNEY (VIC)	2:12.662	1:55.809	1:56.955	1:55.361	1:57.639	1:57.948	<b>1:54.863</b>	1:57.887
27	Howard FORD / Lee MENZIES (NSW)	1:57.704	<b>1:48.934</b>	1:49.006	1:50.318	1:49.358	1:50.119	1:50.955	1:49.954
38	John CLANCY / Warren GRUBB (VIC)	2:03.665	1:54.243	1:54.224	1:54.550	<b>1:53.332</b>	1:53.737	1:54.411	1:54.490
54	Mick ALTON / Chrissie CLANCY (NSW)	1:56.817	1:49.170	<b>1:48.897</b>	1:50.143	1:49.635	1:49.989	1:51.153	1:50.399
55	Duncan ROGERS / Rodney BELL (VIC)	1:53.871	1:46.094	<b>1:45.883</b>	1:46.406	1:46.021	1:46.403	1:47.078	1:46.161
65	Darryl McLEOD / Paul MATTHEWS (WA)	2:31.467	2:14.322	<b>2:04.227</b>	2:04.504	2:05.401	2:05.365	2:04.882	
80	Damien EDIS / Melissa FOOT (VIC)	2:08.387	1:59.937	1:58.536	1:56.689	1:56.522	1:55.562	<b>1:54.510</b>	1:54.727
82	Dave BOUGHEN / Lok O'KANE (QLD)	1:52.151	1:46.588	1:46.403	1:45.707	<b>1:45.207</b>	1:47.445	1:45.416	1:45.607
331	Trevor NORRSTROM / Amanda WILLIAMS (VIC)	2:12.482	2:08.565	2:06.870	2:06.264	<b>2:05.148</b>	2:09.005	2:09.636	
888	Beau BEATON / Noel BEARE (NSW/VIC)	1:57.729	1:49.616	<b>1:48.833</b>	1:49.420	1:49.494	1:49.919	1:52.094	1:50.625

\*\*\* Rider 80 (Damien EDIS / Melissa FOOT (VIC)) - 10 second penalty imposed by Clerk of Course for jumped start (wrong position) / Rider 54 (Mick ALTON / Chrissie CLANCY (NSW)) - 10 second penalty imposed by Clerk of Course for jumped start \*\*\*

The results are provisional until the end of the time limit for protests and appeals.

*Scott Laing*  
 Chief Time Keeper - Scott Laing

*Tom Williams*  
 Clerk of Course - Tom Williams



Computime Race Timing Systems Pty Ltd © 1996  
 Licensed to Computime Race Timing Systems

[www.computime.com.au](http://www.computime.com.au)

COMPUTIME RACE TIMING SYSTEMS PTY LTD



ASBK.COM.AU f t i y

# Round 7 : Phillip Island GP Circuit : October 6 - 8

## HORSELL CONSULTING AUSTRALIAN SIDECAR CHAMPIONSHIP

### Race 1

Date: 07/10/17  
 Event: R04  
 Weather: Mostly cloudy - 20.6C  
 Track: Dry - Temp: 34.7C

Started at: 16:20:24  
 Laps: 8  
 Starters: 16  
 Printed at: 16:43

### PROVISIONAL SPLIT TIMES

Lap	Split 1	Split 2	Split 3	Split 4	Lap Time	Spd	Lap	Split 1	Split 2	Split 3	Split 4	Lap Time	Spd
<b>4 Bruce COLLINS / Peter DEANGELIS (VIC) (3rd)</b>							6	30.775	36.552	24.694	35.664	2:07.685	188
1	32.779	32.838	21.002	30.345	1:56.964	167	7	30.795	36.678	24.860	<b>34.032</b>	2:06.365	187
2	26.073	32.585	<b>20.804</b>	<b>29.889</b>	1:49.351	221	<b>22 Matthew McKINNON / Brad GORRIE (NSW) (7th)</b>						
3	<b>25.889</b>	32.193	20.961	30.514	1:49.557	223	1	35.565	33.514	21.985	31.250	2:02.314	164
4	26.157	32.125	20.914	30.537	1:49.733	216	2	<b>26.571</b>	33.455	21.929	30.948	1:52.903	203
5	26.010	<b>31.922</b>	20.860	30.555	<b>1:49.347</b>	209	3	26.701	<b>32.950</b>	22.003	30.960	<b>1:52.614</b>	202
6	26.099	32.537	20.882	30.292	1:49.810	220	4	26.750	33.699	<b>21.722</b>	31.062	1:53.233	200
7	26.385	32.594	21.196	31.072	1:51.247	215	5	26.724	33.221	21.936	31.045	1:52.926	200
8	26.210	32.268	21.105	30.487	1:50.070	217	6	26.972	33.374	22.019	<b>30.715</b>	1:53.080	199
<b>5 Richard GOODALE / Scott GOODALE (QLD) (9th)</b>							7	26.953	33.306	22.004	31.214	1:53.477	200
1	35.064	33.900	22.083	31.812	2:02.859	169	8	26.798	33.215	21.888	30.995	1:52.896	200
2	27.991	34.755	22.190	31.680	1:56.616	211	<b>26 Patrick CLANCY / Steve BONNEY (VIC) (11th)</b>						
3	27.659	33.502	22.091	31.760	1:55.012	214	1	38.299	36.104	23.909	34.350	2:12.662	163
4	27.138	33.826	21.908	31.632	1:54.504	211	2	27.774	34.534	22.161	<b>31.340</b>	1:55.809	211
5	27.132	33.520	21.807	31.469	1:53.928	211	3	27.649	34.547	22.405	32.354	1:56.955	209
6	27.005	33.404	21.597	31.594	1:53.600	210	4	27.857	34.722	<b>21.300</b>	31.482	1:55.361	212
7	27.018	33.062	21.599	31.409	1:53.088	211	5	28.270	34.484	23.073	31.812	1:57.639	213
8	<b>26.977</b>	<b>32.901</b>	<b>21.596</b>	<b>31.301</b>	<b>1:52.775</b>	212	6	29.144	34.195	22.371	32.238	1:57.948	201
<b>15 Jeff BROWN / Darren SHELDRIK (NSW) (DNF)</b>							7	<b>27.238</b>	<b>33.636</b>	22.000	31.989	<b>1:54.863</b>	210
1	38.341	<b>33.285</b>	21.992	<b>31.002</b>	2:04.620	182	8	28.072	35.478	21.992	32.345	1:57.887	208
2	<b>27.418</b>	33.499	<b>21.745</b>	31.110	<b>1:53.772</b>	219	<b>27 Howard FORD / Lee MENZIES (NSW) (4th)</b>						
3	29.241	35.978	22.335	31.977	1:59.531	205	1	33.849	32.830	20.917	30.108	1:57.704	174
4	28.228	34.516	22.310	31.867	1:56.921	199	2	<b>26.245</b>	32.090	20.719	29.880	<b>1:48.934</b>	210
5	28.395	34.884	22.246	31.512	1:57.037	202	3	26.282	<b>31.764</b>	20.802	30.158	1:49.006	207
<b>16 Darryl RAYNER / Wendy CAMPBELL (NSW) (8th)</b>							4	26.628	33.026	21.043	<b>29.621</b>	1:50.318	207
1	35.455	33.824	22.080	31.604	2:02.963	171	5	26.550	32.044	20.855	29.909	1:49.358	200
2	<b>27.313</b>	33.720	21.717	31.451	1:54.201	216	6	26.745	32.387	<b>20.532</b>	30.455	1:50.119	201
3	27.950	33.076	21.689	31.356	1:54.071	211	7	26.383	32.755	20.803	31.014	1:50.955	206
4	27.749	33.410	22.078	31.675	1:54.912	209	8	27.377	32.357	20.579	29.641	1:49.954	196
5	27.518	<b>32.746</b>	21.875	31.302	<b>1:53.441</b>	208	<b>38 John CLANCY / Warren GRUBB (VIC) (10th)</b>						
6	27.440	33.617	<b>21.499</b>	<b>31.255</b>	1:53.811	209	1	37.215	33.415	21.712	31.323	2:03.665	160
7	27.820	33.415	21.619	31.552	1:54.406	208	2	27.306	33.851	21.792	31.294	1:54.243	212
8	27.702	33.071	21.630	32.058	1:54.461	209	3	27.567	33.479	21.898	<b>31.280</b>	1:54.224	208
<b>18 Simon REYNOLDS / Kathryn WARNE (NSW) (14th)</b>							4	<b>27.044</b>	33.745	22.039	31.722	1:54.550	208
1	40.198	38.037	<b>23.734</b>	35.610	2:17.579	160	5	27.129	<b>33.042</b>	21.792	31.369	<b>1:53.332</b>	209
2	<b>29.451</b>	<b>35.814</b>	24.132	34.463	<b>2:03.860</b>	191	6	27.108	33.670	<b>21.630</b>	31.329	1:53.737	208
3	30.958	36.398	24.306	40.261	2:11.923	195	7	27.578	33.651	<b>21.630</b>	31.552	1:54.411	208
4	30.966	36.515	24.214	34.892	2:06.587	176	8	27.424	33.183	21.639	32.244	1:54.490	210
5	30.984	36.647	24.938	35.134	2:07.703	183							

*Scott Laing*  
 Chief Time Keeper - Scott Laing

*Tom Williams*  
 Clerk of Course - Tom Williams



Computime Race Timing Systems Pty Ltd © 1996  
 Licensed to Computime Race Timing Systems

[www.computime.com.au](http://www.computime.com.au)

COMPUTIME RACE TIMING SYSTEMS PTY LTD





ASBK.COM.AU f t i y

# Round 7 : Phillip Island GP Circuit : October 6 - 8

## HORSELL CONSULTING AUSTRALIAN SIDECAR CHAMPIONSHIP

### Race 1

Date: 07/10/17  
 Event: R04  
 Weather: Mostly cloudy - 20.6C  
 Track: Dry - Temp: 34.7C


Started at: 16:20:24  
 Laps: 8  
 Starters: 16  
 Printed at: 16:43


### PROVISIONAL SPLIT TIMES

Lap	Split 1	Split 2	Split 3	Split 4	Lap Time	Spd	Lap	Split 1	Split 2	Split 3	Split 4	Lap Time	Spd
<b>54 Mick ALTON / Chrissie CLANCY (NSW) (6th)</b>							6	27.371	34.177	21.743	32.271	1:55.562	204
1	33.133	32.282	20.679	30.723	1:56.817	169	7	27.123	<b>33.321</b>	22.104	31.962	<b>1:54.510</b>	203
2	26.440	<b>31.919</b>	20.688	<b>30.123</b>	1:49.170	217	8	27.058	34.108	<b>21.633</b>	<b>31.928</b>	1:54.727	203
3	<b>25.931</b>	32.210	<b>20.567</b>	30.189	<b>1:48.897</b>	214	<b>82 Dave BOUGHEN / Lok O'KANE (QLD) (1st)</b>						
4	26.383	32.392	20.908	30.460	1:50.143	206	1	31.413	31.381	<b>19.866</b>	29.491	1:52.151	181
5	26.036	32.146	20.808	30.645	1:49.635	212	2	25.357	31.835	20.007	29.389	1:46.588	227
6	26.574	32.087	20.798	30.530	1:49.989	211	3	25.588	31.367	20.110	29.338	1:46.403	228
7	26.731	32.647	21.006	30.769	1:51.153	211	4	25.326	30.882	20.097	29.402	1:45.707	227
8	26.590	32.538	20.917	30.354	1:50.399	208	5	<b>25.033</b>	31.212	19.883	29.079	<b>1:45.207</b>	226
<b>55 Duncan ROGERS / Rodney BELL (VIC) (2nd)</b>							6	26.316	31.273	20.148	29.708	1:47.445	219
1	32.124	31.964	20.217	29.566	1:53.871	179	7	25.868	30.909	19.874	<b>28.765</b>	1:45.416	228
2	<b>25.261</b>	31.384	20.090	29.359	1:46.094	239	8	25.484	<b>30.859</b>	19.954	29.310	1:45.607	226
3	25.389	31.112	<b>20.081</b>	29.301	<b>1:45.883</b>	235	<b>331 Trevor NORRSTROM / Amanda WILLIAMS (VIC) (13th)</b>						
4	25.346	31.567	20.211	29.282	1:46.406	238	1	37.824	<b>35.904</b>	24.088	34.666	2:12.482	161
5	<b>25.261</b>	31.217	20.364	<b>29.179</b>	1:46.021	238	2	30.896	37.947	24.446	35.276	2:08.565	181
6	25.477	31.456	20.170	29.300	1:46.403	242	3	30.139	37.438	24.079	35.214	2:06.870	184
7	25.721	31.765	20.311	29.281	1:47.078	232	4	<b>29.418</b>	37.350	24.072	35.424	2:06.264	185
8	25.688	<b>31.092</b>	20.153	29.228	1:46.161	230	5	30.105	36.925	<b>23.539</b>	<b>34.579</b>	<b>2:05.148</b>	182
<b>65 Darryl McLEOD / Paul MATTHEWS (WA) (15th)</b>							6	31.062	37.378	24.593	35.972	2:09.005	176
1	55.390	37.568	24.111	34.398	2:31.467	162	7	30.494	39.041	25.036	35.065	2:09.636	180
2	39.141	37.449	<b>23.794</b>	33.938	2:14.322	203	<b>888 Beau BEATON / Noel BEARE (NSW/VIC) (5th)</b>						
3	29.737	<b>36.239</b>	24.192	34.059	<b>2:04.227</b>	202	1	33.546	32.852	20.879	30.452	1:57.729	169
4	<b>29.595</b>	36.464	23.914	34.531	2:04.504	200	2	26.524	32.502	20.683	<b>29.907</b>	1:49.616	216
5	30.697	36.491	23.819	34.394	2:05.401	200	3	<b>26.248</b>	32.281	<b>20.357</b>	29.947	<b>1:48.833</b>	213
6	30.138	36.993	24.000	34.234	2:05.365	202	4	26.338	32.400	20.519	30.163	1:49.420	216
7	29.867	37.464	23.949	<b>33.602</b>	2:04.882	204	5	26.508	<b>31.929</b>	20.689	30.368	1:49.494	209
<b>80 Damien EDIS / Melissa FOOT (VIC) (12th)</b>							6	26.316	32.720	20.694	30.189	1:49.919	214
1	38.051	35.095	22.561	32.680	2:08.387	165	7	26.632	33.334	20.807	31.321	1:52.094	212
2	28.340	35.763	22.490	33.344	1:59.937	207	8	27.059	33.023	20.533	30.010	1:50.625	206
3	27.614	34.240	22.396	34.286	1:58.536	203							
4	27.530	34.406	22.323	32.430	1:56.689	205							
5	<b>27.052</b>	34.147	22.518	32.805	1:56.522	205							

\*\*\* Rider 80 (Damien EDIS / Melissa FOOT (VIC)) - 10 second penalty imposed by Clerk of Course for jumped start (wrong position) / Rider 54 (Mick ALTON / Chrissie CLANCY (NSW)) - 10 second penalty imposed by Clerk of Course for jumped start \*\*\*

The results are provisional until the end of the time limit for protests and appeals.

  
 Chief Time Keeper - Scott Laing

  
 Clerk of Course - Tom Williams



Computime Race Timing Systems Pty Ltd © 1996  
 Licensed to Computime Race Timing Systems

[www.computime.com.au](http://www.computime.com.au)

COMPUTIME RACE TIMING SYSTEMS PTY LTD





ASBK.COM.AU f t i y

# Round 7 : Phillip Island GP Circuit : October 6 - 8

## HORSELL CONSULTING AUSTRALIAN SIDECAR CHAMPIONSHIP

### Race 1

Started at: 16:20:24

Laps: 8

Starters: 16

Printed at: 16:43

Date: 07/10/17  
 Event: R04  
 Weather: Mostly cloudy - 20.6C  
 Track: Dry - Temp: 34.7C

### PROVISIONAL FASTEST LAPS SEQUENCE

Lap	Race Pos	No Name	Machine	Fastest Lap	On Lap
1	1	82 Dave BOUGHEN / Lok O'KANE (QLD)	Suzuki GSXR	1:52.151	1
2	1	82 Dave BOUGHEN / Lok O'KANE (QLD)	Suzuki GSXR	1:46.588	2
2	2	55 Duncan ROGERS / Rodney BELL (VIC)	LCR GSXR	1:46.094	2
3	2	55 Duncan ROGERS / Rodney BELL (VIC)	LCR GSXR	1:45.883	3
4	1	82 Dave BOUGHEN / Lok O'KANE (QLD)	Suzuki GSXR	1:45.707	4
5	1	82 Dave BOUGHEN / Lok O'KANE (QLD)	Suzuki GSXR	1:45.207	5

\*\*\* Rider 80 (Damien EDIS / Melissa FOOT (VIC)) - 10 second penalty imposed by Clerk of Course for jumped start (wrong position) / Rider 54 (Mick ALTON / Chrissie CLANCY (NSW)) - 10 second penalty imposed by Clerk of Course for jumped start \*\*\*

The results are provisional until the end of the time limit for protests and appeals.

*Scott Laing*  
 Chief Time Keeper - Scott Laing

*Tom Williams*  
 Clerk of Course - Tom Williams



Computime Race Timing Systems Pty Ltd © 1996  
 Licensed to Computime Race Timing Systems

[www.computime.com.au](http://www.computime.com.au)

COMPUTIME RACE TIMING SYSTEMS PTY LTD



ASBK.COM.AU f t i y

# Round 7 : Phillip Island GP Circuit : October 6 - 8

## HORSELL CONSULTING AUSTRALIAN SIDECAR CHAMPIONSHIP

### Race 1

Date: 07/10/17  
 Event: R04  
 Weather: Mostly cloudy - 20.6C  
 Track: Dry - Temp: 34.7C

Started at: 16:20:24  
 Laps: 8  
 Starters: 16  
 Printed at: 16:43

### PROVISIONAL LAP SHEET

No	Lap Time	Gap	No	Lap Time	Gap	No	Lap Time	Gap	No	Lap Time	Gap	No	Lap Time	Gap
<b>Lap 1</b>			15	1:53.772	19.653	54	1:50.143	14.178	331	2:05.148	1:43.27	16	1:54.406	58.888
82	1:52.151		5	1:56.616	20.736	888	1:49.420	14.749	<b>Lap 6</b>			38	1:54.411	59.245
55	1:53.871	1.720	80	1:59.937	29.585	4	1:49.733	14.756	82	1:47.445		5	1:53.088	1:00.69
54	1:56.817	4.666	26	1:55.809	29.732	27	1:50.318	15.113	55	1:46.403	1.177	80	1:54.510	1:21.22
4	1:56.964	4.813	331	2:08.565	42.308	22	1:53.233	30.215	18	2:07.703	1 lap	26	1:54.863	1:22.32
27	1:57.704	5.553	18	2:03.860	42.700	16	1:54.912	35.298	65	2:05.401	1 lap	<b>Lap 8</b>		
888	1:57.729	5.578	65	2:14.322	1:07.05	38	1:54.550	35.833	54	1:49.989	21.150	82	1:45.607	
22	2:02.314	10.163	<b>Lap 3</b>			5	1:54.504	38.142	4	1:49.810	21.261	55	1:46.161	3.393
5	2:02.859	10.708	82	1:46.403		15	1:56.921	43.995	888	1:49.919	21.510	4	1:50.070	31.555
16	2:02.963	10.812	55	1:45.883	.706	26	1:55.361	49.938	27	1:50.119	21.938	54	1:50.399	31.679
38	2:03.665	11.514	54	1:48.897	9.742	80	1:56.689	52.700	22	1:53.080	43.569	27	1:49.954	31.824
15	2:04.620	12.469	27	1:49.006	10.502	331	2:06.264	1:23.33	16	1:53.811	49.898	888	1:50.625	33.206
80	2:08.387	16.236	4	1:49.557	10.730	18	2:06.587	1:29.10	38	1:53.737	50.250	331	2:09.636	1 lap
331	2:12.482	20.331	888	1:48.833	11.036	65	2:04.504	1:43.67	5	1:53.600	53.018	18	2:06.365	1 lap
26	2:12.662	20.511	22	1:52.614	22.689	<b>Lap 5</b>			80	1:55.562	1:12.13	65	2:04.882	1 lap
18	2:17.579	25.428	16	1:54.071	26.093	82	1:45.207		26	1:57.948	1:12.87	22	1:52.896	58.919
65	2:31.467	39.316	38	1:54.224	26.990	55	1:46.021	2.219	<b>Lap 7</b>			16	1:54.461	1:07.74
<b>Lap 2</b>			5	1:55.012	29.345	54	1:49.635	18.606	82	1:45.416		5	1:52.775	1:07.85
82	1:46.588		15	1:59.531	32.781	4	1:49.347	18.896	55	1:47.078	2.839	38	1:54.490	1:08.12
55	1:46.094	1.226	26	1:56.955	40.284	888	1:49.494	19.036	331	2:09.005	1 lap	80	1:54.727	1:30.34
54	1:49.170	7.248	80	1:58.536	41.718	27	1:49.358	19.264	18	2:07.685	1 lap	26	1:57.887	1:34.60
4	1:49.351	7.576	331	2:06.870	1:02.77	22	1:52.926	37.934	54	1:51.153	26.887			
27	1:48.934	7.899	18	2:11.923	1:08.22	16	1:53.441	43.532	4	1:51.247	27.092			
888	1:49.616	8.606	65	2:04.227	1:24.87	38	1:53.332	43.958	27	1:50.955	27.477			
22	1:52.903	16.478	<b>Lap 4</b>			5	1:53.928	46.863	888	1:52.094	28.188			
16	1:54.201	18.425	82	1:45.707		15	1:57.037	55.825	65	2:05.365	1 lap			
38	1:54.243	19.169	55	1:46.406	1.405	26	1:57.639	1:02.37	22	1:53.477	51.630			
			80	1:56.522	1:04.01									

\*\*\* Rider 80 (Damien EDIS / Melissa FOOT (VIC)) - 10 second penalty imposed by Clerk of Course for jumped start (wrong position) / Rider 54 (Mick ALTON / Chrissie CLANCY (NSW)) - 10 second penalty imposed by Clerk of Course for jumped start \*\*\*

The results are provisional until the end of the time limit for protests and appeals.

*Spott Laing*  
 Chief Time Keeper - Spott Laing

*Tom Williams*  
 Clerk of Course - Tom Williams



Computime Race Timing Systems Pty Ltd © 1996  
 Licensed to Computime Race Timing Systems

[www.computime.com.au](http://www.computime.com.au)

COMPUTIME RACE TIMING SYSTEMS PTY LTD





ASBK.COM.AU f t i y

# Round 7 : Phillip Island GP Circuit : October 6 - 8

## HORSELL CONSULTING AUSTRALIAN SIDECAR CHAMPIONSHIP

### Race 1

Date: 07/10/17  
 Event: R04  
 Weather: Mostly cloudy - 20.6C  
 Track: Dry - Temp: 34.7C

Started at: 16:20:24  
 Laps: 8  
 Starters: 16  
 Printed at: 16:43

### PROVISIONAL LAP CHART

Grid	1	2	3	4	5	6	7	8
55	82	82	82	82	82	82	82	82
82	55	55	55	55	55	55	55	55
888	54	54	54	54	54	54	54	4
54	4	4	27	888	4	4	4	54
27	27	27	4	4	888	888	27	27
4	888	888	888	27	27	27	888	888
22	22	22	22	22	22	22	22	22
38	5	16	16	16	16	16	16	16
16	16	38	38	38	38	38	38	5
15	38	15	5	5	5	5	5	38
5	15	5	15	15	15	80	80	80
26	80	80	26	26	26	26	26	26
331	331	26	80	80	80	331	331	
65	26	331	331	331	331	18	18	
18	18	18	18	18	18	65	65	
80	65	65	65	65	65			

\*\*\* Rider 80 (Damien EDIS / Melissa FOOT (VIC)) - 10 second penalty imposed by Clerk of Course for jumped start (wrong position) / Rider 54 (Mick ALTON / Chrissie CLANCY (NSW)) - 10 second penalty imposed by Clerk of Course for jumped start \*\*\*

The results are provisional until the end of the time limit for protests and appeals.

*Scott Laing*  
 Chief Time Keeper - Scott Laing

*Tom Williams*  
 Clerk of Course - Tom Williams



Computime Race Timing Systems Pty Ltd © 1996  
 Licensed to Computime Race Timing Systems

[www.computime.com.au](http://www.computime.com.au)

COMPUTIME RACE TIMING SYSTEMS PTY LTD





ASBK.COM.AU f t i y

## Round 7 : Phillip Island GP Circuit : October 6 - 8

### SIDECARS PROVISIONAL SERIES POINTS

#### SIDECARS - OVERALL

Pos	Name	Rnd 1 Wint	Rnd 2 MP	Rnd 3 SMSP	Rnd 4 Pole	Rnd 4 Race 1	Total
1	Dave BOUGHEN / Lok O'KANE (QLD)	51	65	75	0	25	216
2	Howard FORD / Lee MENZIES (NSW)	68	64	40	0	17	189
3	Jeff BROWN / Darren SHELDRICK (NSW)	44	49	51	0	0	144
4	Jero JOYCE / Corey BLACKMAN (WA)	66	61	1	0	0	128
5	Bruce COLLINS / Peter DEANGELIS (VIC)	48	0	48	0	18	114
6	Mick ALTON / Chrissie CLANCY (NSW)	43	0	55	0	15	113
7	Darryl McLEOD / Paul MATTHEWS (WA)	31	35	30	0	6	102
8	Matthew McKINNON / Brad GORRIE (NSW)	37	0	44	0	14	95
9	Richard GOODALE / Scott GOODALE (QLD)	26	0	26	0	12	64
10	John CLANCY / Warren GRUBB (VIC)	11	0	36	0	11	58
11	Terry GOLDIE / Jamie CRASS (VIC)	56	0	0	0	0	56
12	Darryl RAYNER / Wendy CAMPBELL (NSW)	0	0	41	0	13	54
13	Daniel KEPPELL / Matty MORGAN (QLD)	0	50	0	0	0	50
14	Dave BUXTON / Cameron BELL (QLD)	0	45	0	0	0	45
15	Simon REYNOLDS / Kathryn WARNE (NSW)	22	0	11	0	7	40
16	Keith HOARE / Dianne BOUGHEN (QLD)	0	39	0	0	0	39
17	Doug CHIVAS / Scobie BREEN (NSW)	0	0	31	0	0	31
18	Andrew PHILLIPS / Barry MARTIN (QLD)	0	30	0	0	0	30
19	John MOORHEAD / Clive CHARTERS (QLD)	0	30	0	0	0	30
20	Wesley BALDRY / Stephen FORD (QLD)	0	27	0	0	0	27
21	Peter SEARLE / Phil BROWN (QLD)	0	24	0	0	0	24
22	Damien HOARE / Alice TORR (QLD)	0	23	0	0	0	23
23	Kelly BADRICK / Andrew KELLY (QLD)	0	23	0	0	0	23
24	Duncan ROGERS / Rodney BELL (VIC)	0	0	0	1	20	21
25	Des HARVEY / Gary CUSHNAHAN (WA)	0	0	18	0	0	18
26	Joseph TUPPEN / Ted TUPPEN (QLD)	0	17	0	0	0	17
27	Beau BEATON / Noel BEARE (NSW/VIC)	0	0	0	0	16	16
28	Murray STRONACH / Steve MARSHALL (WA)	0	0	15	0	0	15
29	Patrick CLANCY / Steve BONNEY (VIC)	0	0	0	0	10	10
30	Damien EDIS / Melissa FOOT (VIC)	0	0	0	0	9	9
31	John WORMALD / Daryl SKEWES (QLD)	0	9	0	0	0	9
32	Trevor NORRSTROM / Amanda WILLIAMS (VIC)	0	0	0	0	8	8

#### SIDECARS - F2

Pos	Name	Rnd 1 Wint	Rnd 2 MP	Rnd 3 SMSP	Rnd 4 Pole	Rnd 4 Race 1	Total
1	Darryl McLEOD / Paul MATTHEWS (WA)	45	70	40	0	11	166
2	Mick ALTON / Chrissie CLANCY (NSW)	54	0	76	1	20	151
3	Bruce COLLINS / Peter DEANGELIS (VIC)	61	0	60	0	25	146
4	Matthew McKINNON / Brad GORRIE (NSW)	49	0	54	0	18	121
5	Richard GOODALE / Scott GOODALE (QLD)	34	1	32	0	16	83
6	John CLANCY / Warren GRUBB (VIC)	15	0	46	0	15	76
7	Terry GOLDIE / Jamie CRASS (VIC)	75	0	0	0	0	75
8	Darryl RAYNER / Wendy CAMPBELL (NSW)	0	0	51	0	17	68
9	Andrew PHILLIPS / Barry MARTIN (QLD)	0	65	0	0	0	65
10	Doug CHIVAS / Scobie BREEN (NSW)	0	0	41	0	0	41

*Scott Laing*  
Chief Time Keeper - Scott Laing

*Tom Williams*  
Clerk of Course - Tom Williams



Computime Race Timing Systems Pty Ltd © 1996  
Licensed to Computime Race Timing Systems

[www.computime.com.au](http://www.computime.com.au)

COMPUTIME RACE TIMING SYSTEMS PTY LTD







ASBK.COM.AU f t i y

## Round 7 : Phillip Island GP Circuit : October 6 - 8

### SIDECARS

### PROVISIONAL SERIES POINTS

#### SIDECARS - F2

Pos	Name	Rnd 1 Wint	Rnd 2 MP	Rnd 3 SMSP	Rnd 4 Pole	Rnd 4 Race 1	Total
11	Simon REYNOLDS / Kathryn WARNE (NSW)	0	0	15	0	12	27
12	Joseph TUPPEN / Ted TUPPEN (QLD)	0	18	0	0	0	18
13	Patrick CLANCY / Steve BONNEY (VIC)	0	0	0	0	14	14
14	Damien EDIS / Melissa FOOT (VIC)	0	0	0	0	13	13

  
 Chief Time Keeper - Scott Laing

  
 Clerk of Course - Tom Williams



Computime Race Timing Systems Pty Ltd © 1996  
 Licensed to Computime Race Timing Systems

[www.computime.com.au](http://www.computime.com.au)

COMPUTIME RACE TIMING SYSTEMS PTY LTD

